

YOUR GUIDE TO Selling with JBF in Puyallup



HELPING FAMILIES SAY *yes!*
Spring Sale
Edition

Let's do this together!

If you're a First-Time Seller, you'll find everything you need to know —right here in this Guide—to help you turn your outgrown kid items into CA\$H.



Gather



Sort



Price



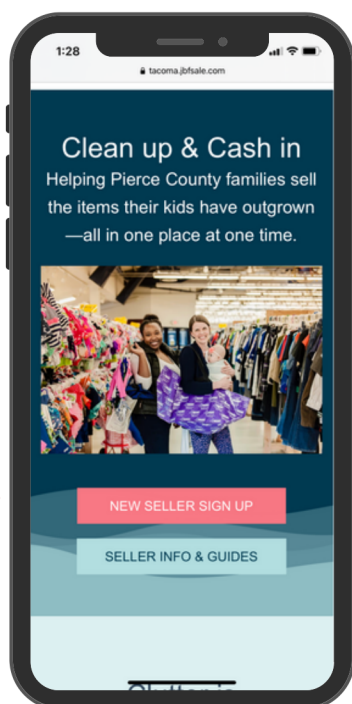
Prep



Drop Off

First Things First: REGISTER

Save your spot by registering as a Consignor at the event(s) you prefer.



Seller Pay

Rates: JBF Sellers at the Puyallup sale earn 60% on sold items. Sellers who choose SmartPay (in-store credit to use at future Puyallup JBF sales) earn 70%.

Fees: Each sale, there is a \$20 fee per Seller. For Sellers who mark all of your tags to DONATE (if unsold), your Seller fee is only \$5. Your Seller Fee gives you and 1 Guest access to the Presale!

Method: Sellers receive an eCheck via email no more than 15 days after each sale. eChecks are printed at home and deposited like a regular check. In rare cases, Sellers may choose to request a paper check via U.S. mail.

Questions? Join our Facebook Group for quick Q&A. facebook.com/groups/JBFTacoma

STEP #1

Gather



Kids Grow Fast!

Each child cycles through a wardrobe every 6 months. So, if you're feeling like you have lots of outgrown clothes in your home, you're not alone!

Plus, you can also sell items you likely have around your home. Here are some places to look for more to sell.

Check all over your home!

Bedrooms

- clothing + shoes
- lamps + rugs
- gliders + rockers
- boppies + monitors

Closets

- sheets + towels
- diapers + new supplies
- step stools
- pillows + blankets
- maternity wear

Playrooms

- puzzles + games
- family DVDs
- dress up + costumes
- crafts + supplies
- instruments
- gaming systems

Bathrooms

- diaper disposal systems
 - bath toys + supplies
 - newborn tubs
- ...and check the garage!



Have any of these hot-selling items?

Large toys

- exersaucers
- rockers
- play kitchen sets
- tool bench play sets

Furniture

- toddler beds
- dressers + bassinets
- rockers + bouncers
- changing tables

Feeding supplies

- new pacifiers
- dishes + lunch boxes
- sippy cups + boosters
- safety items

Outdoor toys

- bikes + trikes
- scooters + skates
- ride-on toys
- playhouses

STEP #2 Sort



Keep | Toss | Sell

It's okay to **KEEP** the items that you just aren't ready to part with yet. **TOSS** the items that are too well-loved (stains, missing pieces, or are not working).

SELL the items that meet these 4 C's:

CLEAN The newer it looks, the better it sells. Check carefully for stains and holes in clothing. Clean all clothing and non-clothing items thoroughly.

CURRENT Sell Spring/Summer clothing and shoes at our March sale. Most Shoppers prefer items that are no more than 5 years old. Sell toys, books, infant items, etc. that are popular right now - they will sell well!

COMPLETE Be sure all parts & pieces are present before you tag items. Shoppers want to open their items when they get home and find everything in working order.

COMPLIANT Important Safety Guidelines apply to car seats, cribs, infant equipment & toys. All of the Recalls & Safety Standards are listed at jbf.sale.com for you to check each of your items before you sell.



Safety Waivers Required for all Cribs & Car Seats

Scroll down for waiver forms

STEP #3 Price



Shopper-Focused Pricing

Ask yourself, "What price would make me buy this item without hesitation...and brag about my bargain to friends?"

Brands	JBF Clothing Price	Pricing Non-Clothing Items	
Value: Old Navy, Jumping Bean, Garanimals (Bundling Encouraged)	\$3-5	Toys Books Baby Gear Furniture Electronics Strollers + Joggers Sporting Goods	 Price a little higher for: <ul style="list-style-type: none"> • new with tags • hot selling • like-new • large toys
Standard: Cat & Jack, Carter's, Gap, H&M, ZARA, Nike, Under Armor	\$6-12	60-80% off retail	Price a little lower for: <ul style="list-style-type: none"> • infant clothing • light weight clothing • maternity 
High Value & Boutique: Kyte, Posh Peanut, Kickee, Little Sleepies, Patagonia, The North Face	65-75% off retail	Want to SELL Even MORE? Choose to REDUCE, which allows your items to sell at 50% off during discount sale days	



Bundle Items to Save Time

As you are thinking about prices, consider creating sets or bundles. Put an outfit together, or a set of same-size onesies.

Bundle 6 pair of socks together, or several superhero figures. Shoppers love it, and you only have to create one JBF tag!



The Power of \$.50

When I started selling my daughter's items at JBF, my Grandma said, "Always add 50 cents to your price." And she was right. When I sold 100 items, I made \$50 just from that extra \$.50. Take my Grandma's advice and see for yourself!

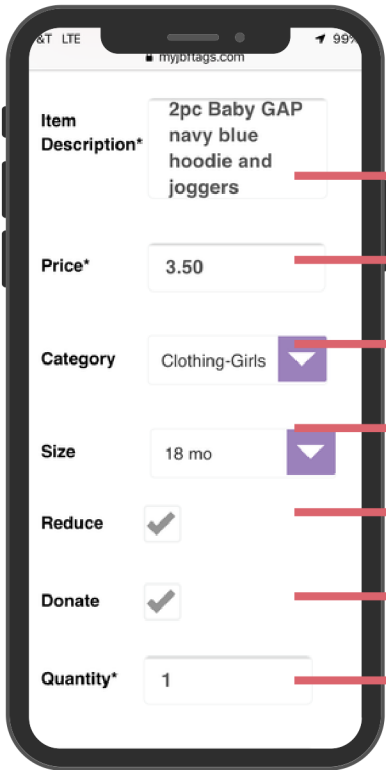
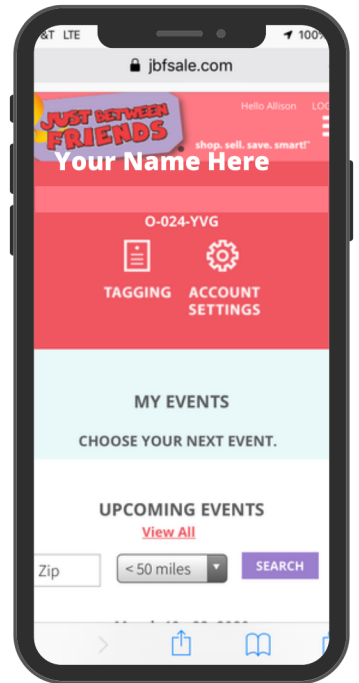
STEP #3 Price



Where to Create Your Tags

Now that your items are inspected and bundled, it's time to log in to your JBF Profile and enter your tag data.

1. yourcity.jbfsale.com
2. login
3. click on TAGGING



Creating Tags

Include brand, colors, number of pieces included

You choose the price

Choose the category that fits best (leave blank if you can't decide)

Indicate size for clothing and shoes

A check mark here will allow your item to sell at 50% off on Half Price Day

A check mark here will allow your item to be donated if unsold

This feature is if you have more than one of the exact same item and want to create several tags at once

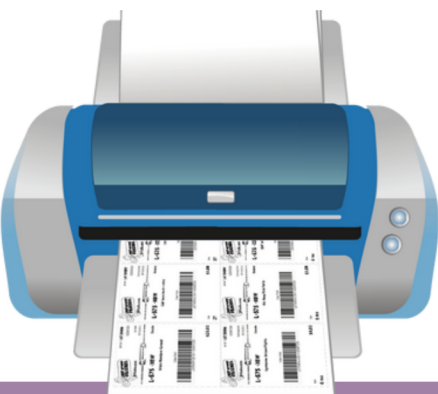
TIP! Talk-to-Text

If you are entering tags on your mobile device, use talk-to-text to go even faster.



Print Your Tags

Print tags on 8.5"x11" white cardstock. Tags print 9 per page.



STEP #4 Prep



Preparing Your Items & Attaching Tags

Now that your JBF tags are printed, cut them apart and sort them by gender, type and size to make this step go smoother.

Gather these supplies to make your prep faster:

- hangers
- clear self-sealing bags (zip-loc)
- ribbon/string
- zip-ties
- clear tape & painter's tape
- clear (saran) wrap
- scissors
- safety pins or tagging gun
- hole-punch



TOYS & GEAR

Tagging Essentials:

- Tag is attached securely (won't fall off)
- If zip-tying a tag, please re-enforce the hole with tape
- All pieces secured together (won't separate; tape bags closed)

LIMITS

- 100 books (kid only)
- 5 DVDs/BlueRay
- 5 Plush (must Donate)
- Puzzles/Games in original boxes only
- 5 Blankets/Bedding tags
- 5 Kid Room Decor tags
- 5 soft-soled (crib) shoes
- 5 shoes size adult 7+
- No shoe limit otherwise



STEP #4 Prep



CLOTHING

Hanging & Tagging Clothing

Put ALL clothing on a hanger. Attach JBF tag with safety pin or tagging gun to the garment's tag or an inside seam. *Do not puncture fabric with pins or a tagging gun.*

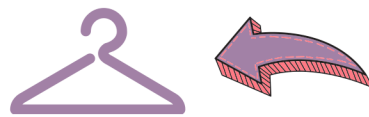
Bundle socks/tights, underwear, infant hats/mittens in clear self-sealing bags. **Limit 5 bags per Seller.**

LIMITS

- 100 tags NB-18mo
- 10 Maternity
- 5 tags bagged socks, tights, underwear
- NO adult clothing

Hanger Direction

Be sure the hanger hook opens to the left, like a question mark. Attach JBF tag to front of item.



Creating Outfits

It's okay to bundle items into sets. Secure pieces to hanger using safety pins and then zip-tie hangers tightly together so outfit remains together as a set.

Tagging Gun

If you use a tagging gun to attach JBF tags, only puncture the garment tag or an inside seam so that you do not damage the fabric.



STEP #4 Prep



Bundling in Bags

Socks, tights, underwear, infant hats/mittens — that are all the same size — can be folded neatly and placed in a bag. Use a tagging gun fastener or a safety pin to attach tag directly to the items (not to the bag). Do not tape bag closed, so shopper can inspect items closely.

All other clothing must be on a hanger please.

LIMITS

- 5 bagged clothing items (socks, tights, underwear, infant hats/mittens)
- 5 accessory tags (hats, headbands, hair clips, bows, ties, sunglasses, belts, jewelry, kid purses)

Accessories

Use clear bags to bundle sets of hair accessories and other accessories. Display neatly so shopper can see items well. Place JBF tag inside and tape bag closed.



Hats

Simply attach JBF tag to hats using a safety pin or tagging gun. No need to use a bag.



Hanging Multiple Items on a Hanger

Multiple items—that are all the same size—can be hung on a single hanger. Use a safety pin or tagging gun fastener (through a sturdy waistline) to attach pants/skirts to hangers.

Tagging Guns



Using a Tagging Gun to Attach JBF Tags

Many JBF Sellers find it much faster to attach JBF tags to items using a tagging gun instead of safety pins. Please follow these Tagging Gun Guidelines to prevent damage to your items.

1 Clothing Garment Tag

If the clothing has a garment tag at the neckline, always puncture the garment tag when attaching your JBF tag



2 Clothing Inside Seam

If the clothing does NOT have a garment tag at the neckline, puncture the inside seam when attaching your JBF tag



3 Clothing Left Armpit Seam

If the clothing does NOT have a garment tag OR an inside seam at the neckline, puncture the item's LEFT armpit seam when attaching your JBF tag (so that your tag is closest to the shopper when the item is hung up)



Never puncture fabric with your tagging gun needle

Tips & Tricks

Tagging Gun Do's & Don'ts
DO puncture inside seam or garment's tag
DON'T make a hole in the fabric



Hanging Pants on Regular Hanger
Skirts & Shorts Too!
A How-To Guide



Safety Pin Do's

DO puncture inside seam or garment's tag
DO puncture heavy waistbands to attach pants, shorts, skirts to regular hangers



Safety Pin Don'ts

DON'T make a hole in the fabric



STEP #5

Drop Off



You did it!

Now that your items are tagged, you'll want to pack items **organized by type and size** so that your Drop Off process is easy and fast.



Seller Drop Off for JBF in Puyallup

Monday March 18 & Tuesday March 19
by appointment

1

Plan for 60 minutes to drop off your items. Longer if you have 250+ items to drop off. Drive onto the fairgrounds at the GREEN/ORANGE Gate (off Fairview Ave). Please have your **Onsite Parking Pass printed** and filled out (this will be provided in your Drop Off Appointment confirmation email). Follow posted signs to park near the Showplex.

2

Your first stop will be Clothing Inspection (unless you have a Clothing Fast Pass). Leave your clothing items here while you place all of your non-clothing items where they belong on the sales floor. Then, return to Clothing Inspection to pick up your items. You'll hang all clothing in gender/size areas on the racks.

*Clothing racks will be organized by SIZE and then TYPE
to create a pleasant shopping experience for yourself and others:
PJs, Onesies, Tops, Bottoms, Outfits, Dresses & Hoodies/Sweaters/Layers/Coats
Specialty racks for: Swim, Dance/Gymnastics, Gender Neutral 0-24m, Fan Gear*

3

All items that a child sits in, is carried in, or sleeps in will be inspected at our Safety & Recalls Station. All shoes will be inspected while you wait. Items that cannot be sold will be returned to you immediately.

4

High value and/or high-theft items: Drop these off at the entrance/exit.
High value and/or high-theft shoes: ask at shoe inspection for these to be processed as high value items. Our staff will hold a single shoe at the registers.

During the Sale



Make time to SHOP

MAKE SURE YOU GET THE BEST DEALS FOR YOUR FAMILY!



Watch Your Consignor Check Grow

You can view your sold items! Log in to your JBF Profile, click on TAGGING, then choose REPORTS.



Share Free Tickets

Now is the time to tell everyone to shop! The more you share, the bigger your consignor check will grow. Be sure all the families in your life know about the resource of JBF this week!



Unsold Items Donated to Charity

Are distributed to help local families through our Charity Partner, The Wishing Well. You'll receive a donation receipt for tax purposes.



Presale Shopping

Wednesday | Mar 20

Staggered Seller Shopping Times, you'll choose your Presale Tickets when you schedule your drop off appointment



Public Shopping

Wed | Mar 20 | Prime Time

Thur | Mar 21 | 8am-8pm

Fri | Mar 22 | 10am-7pm

Sat | Mar 23 | 8am-2pm



Half Price Presale

Saturday | Mar 23

3pm-8pm for each Seller plus 1 Guest. Your drop off confirmation serves as your tickets.



Public Half Price Day

Sunday | Mar 24 | 8am-2pm



Bargains & Blessings

Sunday | Mar 24 | 1pm-2pm

*Fundraiser stuff-a-bag sale benefiting The Wishing Well
NO EARLY ENTRY*



Seller Pick Up

If items are not donated

Sun/Mon | March 24 & 25

Pick up by appointment



HELPING FAMILIES SAY *yes!*

JBF IN PUYALLUP

What to Bring

NOTE: We are unable to accept Girls Junior clothing in October or March. We will accept teen clothing at our Back-to-School Sale in August.

SEASONAL ITEMS

MARCH SALE		OCTOBER SALE
Spring/Summer clothes, light jackets, shorts, skirts, dresses, t-shirts, tank tops, swimsuits, PJs, lightweight pants & jeans, sun hats Fleece PJs okay (just no fall/winter themes) Sizes Preemie thru youth size 18/20	CLOTHES Limit 100 tags sized NB-18mo Limit 5 socks/tights/underwear No event tees or personalized jerseys (Please HANG ALL CLOTHING)	Fall/Winter clothing, winter/snow gear, Pj's, jackets, long sleeves, short sleeve t-shirts, sweaters, cardigans, pants, jeans, tights, winter hats gloves, scarves. Swimsuits okay Sizes Preemie thru youth size 18/20
Spring/Summer clothing & accessories only. NOTE: maternity denim jeans/shorts don't need a hanger; they will be folded on tables	MATERNITY Limit 10 maternity clothing (Accessories welcome)	Fall/Winter clothing & accessories only. NOTE: maternity denim jeans do not need a hanger; these will be folded on tables
Easter, 4th of July Kids dress-up & make-believe	HOLIDAY & DRESS-UP	Halloween costumes Christmas, Valentines, Easter, St. Patty's
Sandals, flip-flops, croc-style, dress shoes, sneakers, crib shoes, tennis shoes, water shoes, cleats, dance, rain boots	SHOES Limit 5 soft-sole (crib) shoes Limit 5 adult sizes 7 & up	Snow boots, slippers, dress shoes, sneakers, crib shoes, cleats, dance, rain boots, croc-style, slides (no sandals or flip-flops)
Easter & 4th of July decor, fitness items Household items incl. decor & kitchenware	MOMMY MART Limit 5 household items only	Christmas & Halloween decor, fitness items Household items incl. decor & kitchenware

NON-SEASONAL ITEMS

TOYS & GAMES Limit 5 plush/stuffed toys only No recalled items	Good condition/working. Batteries included. All pieces/parts required. Very clean. Indoor toys, push & ride-on toys, outdoor toys. (Up to 5 plush/stuffed toys - must be DONATE) All Games/Puzzles must be in original packaging. No dollar store puzzles. No mixed craft bags.
BOOKS	Limit 100 - Children's and youth books, homeschooling materials, kid-related titles ONLY No individual mini board books, dollar store board books, freebies from McD's or Chick-fil-A
MOVIES & VIDEO GAMES	Limit 5 Movies (DVDs and BlueRay) Children's and youth movies/games rated G, PG, PG-13 (No R or M ratings) Must be in good condition, no scratches No VHS please
BABY GEAR No recalled items No breastpumps (accessories ok) Waivers Req'd cribs & car seats	Diaper bags, Infant Carriers & Wraps, Strollers, Cribs, Bassinets, Pack-n-Plays, Bouncy Seats, Baby Gates, Baby Proofing, Car Seats, Playmats, Walkers, Monitors, Bath tubs/items, Diaper Pails, Diapers, Nursing items, Feeding items, etc. (No yellowing bottles/nipples/pacifiers.)
BEDDING & ROOM DECOR Limit 5 bedding/textile items Limit 5 room decor items	Crib, Toddler, Twin, Full sized items only (No crib bumpers of any kind) Receiving blankets, sheets, changing pads (Roll & tie all blankets please) (Sleep sacks & structured swaddles on hangers placed in Sleep/PJs on clothing racks) Kids room decor: rugs, wall hangings, decorative pillows, organizational items, etc.

NO THANK YOU ITEMS

CLOTHES: No stained, dirty, holes, smell, smoke, pet hair, women's brands	SHOES: No dirty, scuffs, holes, smell, smoke, pet hair	GEAR & TOYS: No recalled, broken, essential missing parts, without batteries, dirty	GAMES: No missing pieces, no batteries, not working	OTHER: No items designed for adults
--	---	--	--	--

Got questions? Please email me at AllisonStephens@jbfsale.com



ITEM LIMITS

HELP US GIVE SHOPPERS A GREAT EXPERIENCE!

Please bring only your best in the following categories to keep the sales floor more organized and less overwhelming...which reduces shopper fatigue.

MATERNITY CLOTHING



10 Tags

BOOKS

Published after 1980 unless a classic title



100 Tags

MOVIES

DVDs & BlueRays only (no VHS)



5 Tags

PLUSH TOYS



Must mark tags to
DONATE

5 Tags

BEDDING & Blankets



5 Tags

KIDS ROOM DECOR



5 Tags

BAGGED CLOTHING



Socks, Tights, Underwear ONLY (Hang all other clothing)

5 Tags

ACCESSORIES



Hats, headbands, bows, ties, belts, jewelry, kid purses

5 Tags

MOMMY MART

Household Items



5 Tags

SHOES

Only limited in the biggest and smallest sizes:
Limit 5 tags in soft-sole crib shoes
Limit 5 tags in adults size 7 & Up
All other shoe sizes are unlimited.

5 Tags

SAFETY Matters



Safety Matters

Just Between Friends is dedicated to keeping families safe. That's why we want you to have up-to-date information on safety and recalls for items you're still using and for items you want to sell at JBF.

As a Seller, it is your responsibility to check all of your items for recalls. If an item is recalled, it cannot be sold at JBF. If you've installed the recall repair, it is safe to use and sell at JBF.

We also have very high standards when it comes to selling **Car Seats** and **Cribs** and **Infant Sleep Products** (scroll down to read more). Plus, you'll find furniture tip-over prevention and drawstring safety information in the pages to follow.

- Recalls....pages 2-4
- Car Seats....page 5
- Cribs....page 5
- Infant Sleep Products....page 5
- Tip-Over Info...page 5
- Drawstrings...page 5
- Car Seat WAIVER...page 6
- Crib WAIVER...page 7



TOP 10 SAFETY ALERTS

See the following pages for details.



SAFETY Matters

JBF SAFETY STANDARDS



See
Waivers
on
Next
Pages



CAR SEATS: WAIVER REQUIRED

All Car Seats must be checked for recalls before selling at JBF.

A completed **Car Seat Waiver** is required for all car seats, booster seats, and bases.

CRIBS: WAIVER REQUIRED

All Cribs made before June 28, 2011 are no longer considered safe for infants.

For cribs manufactured on or after this date: a completed **Crib Waiver** is Required.



INFANT SLEEP PRODUCTS



JBF accepts cribs, bassinets, cradles, bedside sleepers, and play yards that meet current Safety Standards set by the Consumer Product Safety Commission and JBF quality/condition standards.

For all other items marketed or intended to provide a sleeping accommodation for an infant up to 5 months of age, the product must have a stand, meet stability requirements, and have a side height of at least 7.5 inches.

All other infant sleep products are not accepted for resale at JBF.

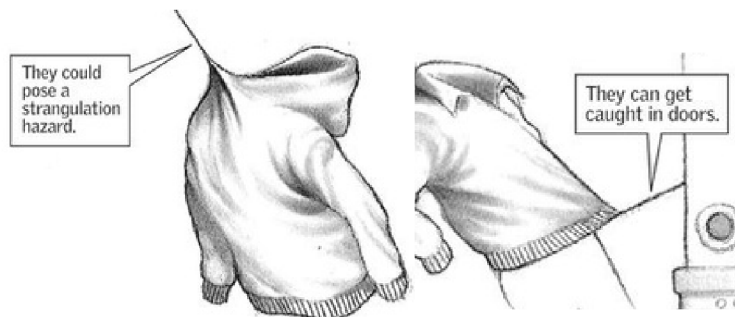
HELP STOP TIP OVERS



All furniture over 27-inches will be sold with safety straps to anchor furniture to the wall safely.

We will provide safety straps for your items when you drop it off at the JBF sale.

DRAWSTRING SAFETY



Upper Outerwear WAIST Drawstrings should be 3-inches or shorter and sewn to garment at mid-point so string cannot be pulled to one side.

Upper Outerwear NECK Drawstrings should be removed completely.

JBF Consignor Car Seat Waiver (Please use One per Car Seat)

Car Seat Brand & Model: _____ Model# or Serial # _____

Date on Car Seat: _____ OR Expiration Date: _____

Thank you for your commitment to safety!

Car Seat Safety Checklist Questions	Circle answer and follow instructions.	
1. Are you the original owner of the seat?	Yes – Continue	No – Destroy Car Seat
2. Does the seat have a label with the date of manufacture and the model name/number?	Yes – Continue	No – Destroy Car Seat
3. Is the car seat expiration date one year or more from now?	Yes – Continue	No – Destroy Car Seat
4. Has the seat been recalled for a safety defect?	Yes – Continue to #4b	No – Continue to #5
4b. Has the defect been remedied?	Yes – Continue to #5	No – Destroy Car Seat or Remydy then Continue
5. Has the seat been involved in any vehicle crash (even a minor one)?	Yes – Destroy Car Seat	No – Continue
6. Are there any cracks, bends, or breaks in the plastic shell?	Yes – Destroy Car Seat	No – Continue
7. Is the metal frame rusted, bent or broken?	Yes – Destroy Car Seat	No – Continue
8. Do you have a copy of the manufacturer’s instructions?	Yes – Include printed instructions with item, then Continue	No – Include website URL or QR Code to access instructions, then Continue
9. Does the seat have all of its parts including harness straps, harness clip, seat cover, tether, padding, shield and bolts?	Yes – Continue	No – Destroy Car Seat or Obtain replacements, then Continue
10. Are the harness straps worn or frayed and/or have the straps ever been washed in a washing machine?	Yes – Destroy Car Seat or Obtain replacements, then Continue	No – Continue
11. Have the car seat and/or straps been cleaned only per the manufacturer’s instructions?	Yes – Continue	No – Destroy Car Seat or Contact Manufacturer to verify integrity has not been compromised, then Continue
12. Does the buckle or any other metal part show signs of rust?	Yes – Destroy Car Seat or Obtain replacements, then Continue	No – Continue
13. Is the car seat clean with no visible stains, holes, or tears?	Yes – Continue	No – Clean and repair or Destroy Car Seat
14. When buckled, does the mechanism lock securely and remain locked when in use?	Yes – Complete bottom portion to consign car seat	No – Destroy Car Seat or Obtain replacements then complete bottom portion to consign car seat

In order to sell a car seat please read, verify and sign the following:

I am the original owner of the car seat that I am selling through Just Between Friends Children’s Consignment Sales Event and verify that it has never been in an automobile accident, has not been broken in anyway, has all of its parts, contains the identification label and is 1 year or more from expiration. I verify that the car seat has not been recalled to the best of my knowledge and if so, has been corrected to meet Motor Vehicle Safety standards. I verify that the car seat has all its harness straps, harness clip, seat cover, padding, shield and bolts and that the locking mechanism locks securely.

_____ Date

_____ Signature

_____ Print Consignor Name

_____ Consignor Number

Consignor Crib Checklist - One for each crib consigned

1	Was the crib manufactured on or after June 28, 2011?	<input type="checkbox"/> Yes – continue to 4	<input type="checkbox"/> No – continue
2	Was the crib manufactured between July 23, 2010 and June 28, 2011?	<input type="checkbox"/> Yes – continue to 2b	<input type="checkbox"/> No – continue to 3
2b	Do you have a certificate of compliance from the crib manufacturer or original crib retailer?	<input type="checkbox"/> Yes – attach a copy to this form and continue to 4	<input type="checkbox"/> No – obtain a certificate of compliance or DESTROY
3	Was the crib manufactured before July 23, 2010?	<input type="checkbox"/> Yes – DESTROY	<input type="checkbox"/> No – answer questions 1-2b and continue
4	Is the date of manufacture on the crib?	<input type="checkbox"/> Yes – continue	<input type="checkbox"/> No – DESTROY
5	Has the crib been recalled?	<input type="checkbox"/> Yes – continue to 5b	<input type="checkbox"/> No – continue to 6
5b	Has the crib had the manufacturer approved recall fix?	<input type="checkbox"/> Yes - continue	<input type="checkbox"/> No – acquire the fix or DESTROY
6	Do you have a copy of the manufacturer's instructions?	<input type="checkbox"/> Yes – continue	<input type="checkbox"/> No – obtain instructions
7	Does the crib have all of its original parts?	<input type="checkbox"/> Yes – continue	<input type="checkbox"/> No – obtain all parts or DESTROY
8	Do you know the history of the crib?	<input type="checkbox"/> Yes – USE CRIB!!	<input type="checkbox"/> No – DESTROY

Consignor Name _____ Cons. # _____

Date on Crib _____

Model # _____

Serial # _____

In order to sell a crib, please read and sign the following:

____ I am the owner of the crib that I am selling through Just Between Friends Children's Consignment Sales Event and verify that the crib was not manufactured prior to July 23, 2010. I have attached an original copy of the manufacturer or retailer's certificate of compliance if the crib was manufactured between July 23, 2010 and June 28, 2011. I verify that the original manufacture date is on the crib.

Signature

Date

SAFETY Matters

TOP 10 SAFETY ALERTS



1



Bumbo Seats

Must have safety straps installed. Order a free kit at www.recall.BumboUSA.com or call (866) 898-4999

2



All Incline Sleepers

are no longer considered safe for babies to sleep in. Therefore, you may only sell items at JBF in which babies lie FLAT to sleep.

3



All Crib Bumpers

are no longer considered safe and cannot be sold at JBF.

4



Infantino Infant Carriers

Go Forward 4-in-1 Evolved Ergonomic, Flip Front2back, and Up Close Newborn infant carriers were recalled in February 2020 due to buckles which can break, posing a fall hazard.

Immediately stop using and visit www.infantino.com for replacement options.

5



B.O.B. Strollers

BOB jogging strollers manufactured between January 2009 and September 2015 were recalled for front wheel attachment issues. The replacement thru-bolts are also faulty (model number is S11393700). The bolt can fracture during use, allowing the front wheel of the stroller to detach, posing a risk to the child in the stroller and the adult pushing the stroller. There is no current remedy offered by the manufacturer that makes this item safe to sell at JBF.

6



Maclaren Strollers

All Maclaren single and double umbrella strollers sold between 1999-2009 were recalled for potential finger amputation from hinge mechanism. Consumers should immediately stop using these recalled strollers and contact Maclaren USA to receive a free repair kit. Strollers with repair kit installed are safe to use and to sell at Just Between Friends.

7



Boppy Lounger

Infants can suffocate if they roll, move, or are placed on the lounger in a position that obstructs breathing, or roll off the lounger onto an external surface, such as an adult pillow or soft bedding that obstructs breathing.

Consumers should immediately stop using the recalled loungers and contact The Boppy Company for a refund. boppy.com/pages/loungerrecall

8



4moms MomaRoo and RochaRoo

When the swing or rocker is not in use, their restraint straps can dangle below the seat and non-occupant crawling infants can become entangled in the straps, posing a strangulation hazard.

Go to 4momsrecall.expertinquiry.com to register for a free strap fastener. Once installed, it is safe to use and to sell at JBF.

9



Summer Infant Baby Bather

When the bather is lifted and/or carried with an infant in it, its folding wire frame can suddenly disengage from the side hinge.

Bathers with FIVE rivets are recalled. All others are safe to use and to sell at JBF.

10



Chicco Polly High Chairs

This recall involves a range of Chicco Polly highchairs with pegs on the back legs intended for tray storage manufactured prior to October 13, 2010 and sold from 2005 through July 2012.

Contact Chicco to request a free peg cover kit. Once this fix is installed, it is safe to use and to sell at JBF.