

YOUR GUIDE TO *Selling* with JBF in Puyallup



**FALL & WINTER
EDITION**

Let's do this together!

If you're a First-Time Seller, you'll find everything you need to know —right here in this Guide—to help you turn your outgrown kid items into CA\$H.



Gather



Sort



Price



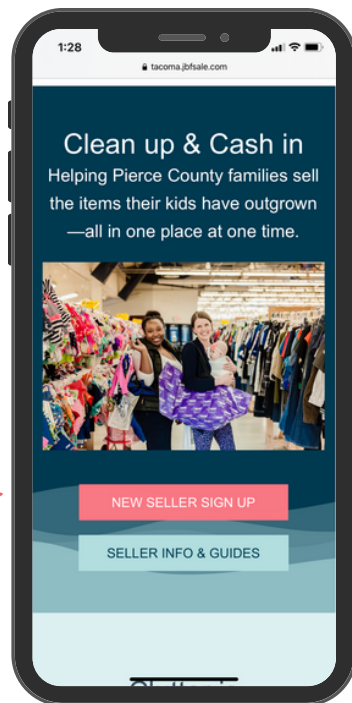
Prep



Drop Off

First Things First: **REGISTER**

Save your spot by registering as a Consignor at the event(s) you prefer.



Seller Pay

Rates: JBF Sellers at the Puyallup sale earn 60% on sold items. Sellers who choose SmartPay for their payment option (in-store credit to use at future Puyallup JBF sales) earn 70%.

Fees: Each sale, there is a \$15 fee per Seller. For Sellers who mark all of your tags to DONATE (if unsold), your \$15 fee is waived.

Method: Sellers receive an eCheck via email within 15 days after each sale. eChecks are printed at home and deposited like a regular check. In rare cases, Sellers chose to request a paper check via U.S. mail.

Questions? Join our Facebook Group for quick Q&A. facebook.com/groups/JBFTacoma

STEP #1

Gather



Kids Grow Fast!

Each child cycles through a wardrobe every 6 months. So, if you're feeling like you have lots of outgrown clothes in your home, you're not alone!

Plus, you can also sell items you likely have around your home. Here are some places to look for more to sell.

Check all over your home!

Bedrooms

- clothing + shoes
 - lamps + rugs
- gliders + rockers
- boppies + monitors

Closets

- sheets + towels
- diapers + new supplies
 - step stools
- pillows + blankets
 - maternity wear

Playrooms

- puzzles + games
 - family DVDs
- dress up + costumes
- crafts + supplies
 - instruments
- gaming systems

Bathrooms

- diaper disposal systems
 - bath toys + supplies
 - newborn tubs
- ...and check the garage!



Have any of these hot-selling items?

Large toys

- exersaucers
- rockers
- play kitchen sets
- tool bench play sets

Furniture

- toddler beds
- dressers + bassinets
- rockers + bouncers
- changing tables

Feeding supplies

- new pacifiers
- dishes + lunch boxes
- sippy cups + boosters
- safety items

Outdoor toys

- bikes + trikes
- scooters + skates
- ride-on toys
- playhouses

STEP #2

Sort



Keep | Toss | Sell

It's okay to **KEEP** the items that you just aren't ready to part with yet. **TOSS** the items that are too well-loved (stains, missing pieces, or are not working).

SELL the items that meet these 4 C's:

CLEAN

The newer it looks, the better it sells. Check carefully for stains and holes in clothing. Clean all clothing and non-clothing items thoroughly.

CURRENT

Sell warm weather clothing and shoes at our Spring/Summer sale. Sell cold weather items at our Fall/Winter sale. Shoppers love current styles that are in fashion.

COMPLETE

Be sure all parts & pieces are present before you tag items. Shoppers want to open their items when they get home and find everything in working order.

COMPLIANT

Important Safety Guidelines apply to car seats, cribs, infant equipment & toys. All of the Recalls & Safety Standards are listed at jbf.com for you to check each of your items before you sell.



Safety Waivers Required for all Cribs & Car Seats

[Download Crib Waiver HERE](#)

[Download Car Seat Waiver HERE](#)

Questions? Join our Facebook Group for quick Q&A. [facebook.com/groups/JBFTacoma](https://www.facebook.com/groups/JBFTacoma)

STEP #3 Price



Shopper-Focused Pricing

Ask yourself, "What price would make me buy this item without hesitation...and brag about my bargain to my friends?"

Brands	JBF Clothing Price	Pricing Non-Clothing Items	
<p>Value: Old Navy, Jumping Bean, Garanimals (Bundling Encouraged)</p>	\$3-5	<p>Toys Books Baby Gear Furniture Electronics Strollers + Joggers Sporting Goods</p>	<p>▲ Price a little higher for:</p> <ul style="list-style-type: none"> • new with tags • hot selling • like-new • large toys
<p>Standard: Cat & Jack, Carter's, Gap, H&M, ZARA, Nike, Under Armor</p>	\$6-12	60-80% off retail	<p>Price a little lower for:</p> <ul style="list-style-type: none"> • infant clothing • light weight clothing • maternity <p>▼</p>
<p>High Value & Boutique: Kyte, Posh Peanut, Kickee, Little Sleepies, Patagonia, The North Face</p>	65-75% off retail	<p>Want to SELL Even MORE? Choose to REDUCE, which allows your items to sell at 50% off during discount sale days</p>	



Bundle Items to Save Time

As you are thinking about prices, consider creating sets or bundles. Put an outfit together, or a set of same-size onesies.

Bundle 6 pair of socks together, or several superhero figures. Shoppers love it, and you only have to create one JBF tag!



The Power of \$.50

When I started selling my daughter's items at JBF, my Grandma said, "Always add 50 cents to your price." And she was right. When I sold 100 items, I made \$50 just from that extra \$.50. Take my Grandma's advice and see for yourself!

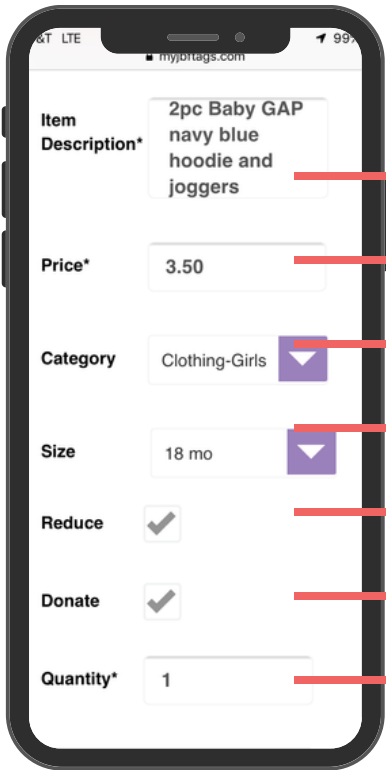
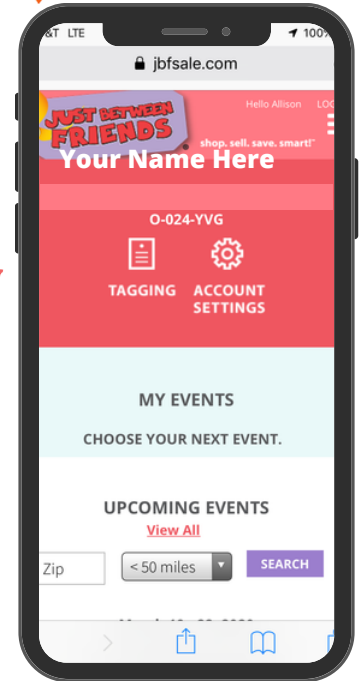
STEP #3 Price



Where to Create Your Tags

Now that your items are inspected and bundled, it's time to log in to your JBF Profile and enter your tag data.

1. tacoma.jbfsale.com
2. login
3. click on TAGGING



Creating Tags

Include brand, colors, number of pieces

You choose the price

Choose the category that fits best (leave blank if you can't decide)

Indicate size for clothing and shoes

A check mark here will allow your item to sell at 50% off on Half Price Day

A check mark here will allow your item to be donated if unsold

This feature is if you have more than one of the exact same item and want to create several tags at once


TIP! Talk-to-Text

If you are entering tags on your mobile device, use talk-to-text to go even faster.



Print Your Tags

Print tags on 8.5"x11" white cardstock. Tags print 9 per page.



STEP #4 Prep



Preparing Your Items & Attaching Tags

Now that your JBF tags are printed, cut them apart and sort them by gender, type and size to make this step go smoother.



Gather these supplies to make your prep faster:

- hangers
- clear self-sealing bags (zip-loc)
- ribbon/string
- zip-ties
- clear tape & painter's tape
- clear (saran) wrap
- scissors
- safety pins or tagging gun
- hole punch

TOYS & GEAR

Two Essentials:

- Tag is attached securely (won't fall off)
- All pieces secured together (won't separate; tape bags closed)

Limits: 100 books
5 DVDs



STEP #4 Prep



CLOTHING

Hanging & Tagging Clothing

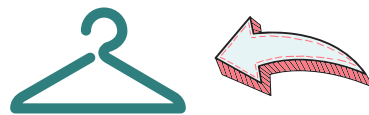
Put all clothing on a hanger. Bundle, socks, infant mittens & hats, as well as accessories in clear self-sealing bags. Attach JBF tag with safety pin or tagging gun.

Limit: 10 maternity clothing items.

NEW: Youth sizes only; Premie/Newborn through Girls/Boys 18/20. Please save your teen clothing for the Back-to-School sale.

Hanger Direction

Be sure the hanger hook opens to the left, like a question mark. Attach JBF tag to front of item.



Creating Outfits

It's okay to bundle items into sets.

Secure pieces to hanger using safety pins and then zip-tie hangers tightly together so outfit remains together as a set.

Tagging Gun

If you use a tagging gun to attach JBF tags, only puncture the garment tag or an inside seam so that you do not damage the fabric.



STEP #4 Prep



Bundling Accessories

Use clear bags to bundle sets of socks, underwear, hair accessories, infant mittens and hats.

Display neatly so shopper can see well. Place JBF tag inside and tape bag closed.

Limit: 5 bagged accessory items (socks, tights, etc)



Hats

Simply attach JBF tag to hats using a safety pin or tagging gun. No need to use a bag.



Hanging Multiple Items on a Hanger

Multiple items—that are all the same size—can be hung on a single hanger. Use a safety pin or tagging gun fastener (through a sturdy waistline) to attach pants/skirts to hangers.

Use a PANT hanger to bundle multiple onesies, pjs or pants together.

Tagging Guns



Using a Tagging Gun to Attach JBF Tags

Many JBF Sellers find it much faster to attach JBF tags to items using a tagging gun instead of safety pins. Please follow these Tagging Gun Guidelines to prevent damage to your items.

1 Clothing Garment Tag

If the clothing has a garment tag at the neckline, always puncture the garment tag when attaching your JBF tag



2 Clothing Inside Seam

If the clothing does NOT have a garment tag at the neckline, puncture the inside seam when attaching your JBF tag



3 Clothing Left Armpit Seam

If the clothing does NOT have a garment tag OR an inside seam at the neckline, puncture the item's LEFT armpit seam when attaching your JBF tag (so that your tag is closest to the shopper when the item is hung up)



Never puncture fabric with your tagging gun needle

Tips & Tricks



Tagging Gun Do's & Don'ts
DO puncture inside seam or garment's tag
DON'T make a hole in the fabric



Hanging Pants on Regular Hanger
Skirts & Shorts Too!
A How-To Guide



Safety Pin Do's

DO puncture inside seam or garment's tag
DO puncture heavy waistbands to attach pants, shorts, skirts to regular hangers



Safety Pin Don'ts

DON'T make a hole in the fabric



STEP #5

Drop Off

JUST BETWEEN FRIENDS



You did it!

Now that your items are tagged, you'll want to pack items **organized by type and size** so that your Drop Off process is easy and fast.



Seller Drop Off for JBF in Puyallup

Mon October 23 | 2-8pm

Tue October 24 | 9am-1pm & 3-8pm
by appointment

- 1** Plan for 60 minutes to drop off your items. Longer if you have 250+ items to drop off. Drive onto the fairgrounds at the ORANGE/GREEN Gate (off Fairview Ave). Please have your **On-Site Parking Pass printed** and filled out (this will be provided in your Drop Off Appointment confirmation email). Follow posted signs to park near the Showplex.
- 2** Your first stop will be Clothing Inspection (unless you have a Clothing Fast Pass). Leave your clothing items here while you place all of your non-clothing items where they belong on the sales floor. Then, return to Clothing Inspection to pick up your items. You'll hang all clothing in gender/size areas on the racks.

Clothing racks will be organized by SIZE and then TYPE

to create a pleasant shopping experience for yourself and others.

For faster drop off, sort items within size by the following categories:

PJs, Onesies, Tops, Bottoms, Outfits & Hoodies/Sweaters/Layers/Coats

****Special racks for all Costumes, Snow Gear, Dance/Gymnastics, Swim****

- 3** All items that a child sits in, is carried in, or sleeps in will be inspected at our Safety & Recalls Station. All shoes will be inspected while you wait. Items that cannot be sold will be returned to you immediately.

During the Sale



Make time to SHOP

MAKE SURE YOU GET THE BEST
DEALS FOR YOUR FAMILY!



Watch Your Consignor Check Grow

You can view your sold items!
Log in to your JBF Profile,
click on TAGGING, then
choose REPORTS.



Share Free Tickets

Now is the time to tell
everyone to shop! The more
you share, the bigger your
consignor check will grow.
Be sure all the families in
your life know about the
resource of JBF this week!



Unsold Items Donated to Charity

Are distributed to help local
families through our Charity
Partner, The Wishing Well.
You'll receive a donation
receipt for tax purposes.



Presale Shopping

Wednesday | Oct 25
*Staggered Seller Shopping Times,
you'll choose your Presale Tickets
when you schedule your drop off
appointment. Bring 1 Guest!*



Public Shopping

Wed | Oct 25 | Prime Time 4-8pm
Thur | Oct 26 | 8am-8pm
Fri | Oct 27 | 10am-7pm
Sat | Oct 28 | 8am-2pm



Half Price Presale

Saturday | Oct 28
*3pm-8pm for each Seller plus 1
Guest. Your drop off confirmation
serves as your tickets.*



Public Half Price Day

Sunday | Oct 29 | 8am-2pm



Bargains & Blessings

Sunday | Oct 29 | 1pm-2pm
*Fundraiser stuff-a-bag sale
benefiting The Wishing Well*



Seller Pick Up

If items are not donated
Sun/Mon | October 29 & 30
Pick up by appointment



What to Bring

NOTE: We are unable to accept Girls Junior clothing in October or March. We will accept teen clothing at our Back-to-School Sale in August.

SEASONAL ITEMS

MARCH SALE		OCTOBER SALE
Spring/Summer clothes, light jackets, shorts, skirts, dresses, t-shirts, tank tops, swimsuits, PJs, lightweight pants & jeans, sun hats Fleece PJs okay (just no fall/winter themes) Sizes Preemie thru youth size 18/20	CLOTHES Limit 100 tags sized NB-18mo Limit 5 socks/tights/underwear No event tees or personalized jerseys (Please HANG ALL CLOTHING)	Fall/Winter clothing, winter/snow gear, Pj's, jackets, long sleeves, short sleeve t-shirts, sweaters, cardigans, pants, jeans, tights, winter hats gloves, scarves. Swimsuits okay Sizes Preemie thru youth size 18/20
Spring/Summer clothing & accessories only. NOTE: maternity denim jeans/shorts don't need a hanger; they will be folded on tables	MATERNITY Limit 10 maternity clothing (Accessories welcome)	Fall/Winter clothing & accessories only. NOTE: maternity denim jeans do not need a hanger; these will be folded on tables
Easter, 4th of July Kids dress-up & make-believe	HOLIDAY & DRESS-UP	Halloween costumes Christmas, Valentines, Easter, St. Patty's
Sandals, flip-flops, croc-style, dress shoes, sneakers, crib shoes, tennis shoes, water shoes, cleats, dance, rain boots	SHOES Limit 5 soft-sole (crib) shoes Limit 5 adult sizes 7 & up	Snow boots, slippers, dress shoes, sneakers, crib shoes, cleats, dance, rain boots, croc-style, slides (no sandals or flip-flops)
Easter & 4th of July decor, fitness items Household items incl. decor & kitchenware	MOMMY MART Limit 5 household items only	Christmas & Halloween decor, fitness items Household items incl. decor & kitchenware

NON-SEASONAL ITEMS

TOYS & GAMES Limit 5 plush/stuffed toys only No recalled items	Good condition/working. Batteries included. All pieces/parts required. Very clean. Indoor toys, push & ride-on toys, outdoor toys. (Up to 5 plush/stuffed toys - must be DONATE) All Games/Puzzles must be in original packaging. No dollar store puzzles. No mixed craft bags.
BOOKS	Limit 100 - Children's and youth books, homeschooling materials, kid-related titles ONLY No individual mini board books, dollar store board books, freebies from McD's or Chick-fil-A
MOVIES & VIDEO GAMES	Limit 5 Movies (DVDs and BlueRay) Children's and youth movies/games rated G, PG, PG-13 (No R or M ratings) Must be in good condition, no scratches No VHS please
BABY GEAR No recalled items No breastpumps (accessories ok) Waivers Req'd cribs & car seats	Diaper bags, Infant Carriers & Wraps, Strollers, Cribs, Bassinets, Pack-n-Plays, Bouncy Seats, Baby Gates, Baby Proofing, Car Seats, Playmats, Walkers, Monitors, Bath tubs/items, Diaper Pails, Diapers, Nursing items, Feeding items, etc. (No yellowing bottles/nipples/pacifiers.)
BEDDING & ROOM DECOR Limit 5 bedding/textile items Limit 5 room decor items	Crib, Toddler, Twin, Full sized items only (No crib bumpers of any kind) Receiving blankets, sheets, changing pads (Roll & tie all blankets please) (Sleep sacks & structured swaddles on hangers placed in Sleep/PJs on clothing racks) Kids room decor: rugs, wall hangings, decorative pillows, organizational items, etc.

NO THANK YOU ITEMS

CLOTHES: No stained, dirty, holes, smell, smoke, pet hair, women's brands	SHOES: No dirty, scuffs, holes, smell, smoke, pet hair	GEAR & TOYS: No recalled, broken, essential missing parts, without batteries, dirty	GAMES: No missing pieces, no batteries, not working	OTHER: No items designed for adults
--	---	--	--	--



ITEM LIMITS

HELP US GIVE SHOPPERS A GREAT EXPERIENCE!

Please bring only your best in the following categories to keep the sales floor more organized and less overwhelming...which reduces shopper fatigue.

MATERNITY CLOTHING



10 Tags

BOOKS

Published after 1980 unless a classic title



100 Tags

MOVIES

DVDs & BlueRays only (no VHS)



5 Tags

PLUSH TOYS

Must mark tags to DONATE



5 Tags


BEDDING

& Blankets



5 Tags

KIDS ROOM DECOR



5 Tags

BAGGED CLOTHING

Socks, Tights, Underwear ONLY (Hang all other clothing)



5 Tags

ACCESSORIES

Hats, headbands, bows, ties, belts, jewelry, kid purses



5 Tags

MOMMY MART

Household Items



5 Tags

SHOES

Only limited in the biggest and smallest sizes:
Limit 5 tags in soft-sole crib shoes
Limit 5 tags in adults size 7 & Up
All other shoe sizes are unlimited.



5 Tags

SAFETY Matters

JUST BETWEEN FRIENDS



Safety Matters

Just Between Friends is dedicated to keeping families safe. That's why we want you to have up-to-date information on safety and recalls for items you're still using and for items you want to sell at JBF.

As a Seller, it is your responsibility to check all of your items for recalls. If an item is recalled, it cannot be sold at JBF. If you've installed the recall repair, it is safe to use and sell at JBF.

We also have very high standards when it comes to selling **Car Seats** and **Cribs** (scroll down to read more). Plus, you'll find furniture tip-over prevention and drawstring safety information as well.

Recalls....pages 2-4

Car Seats....page 5

Cribs....page 5

Tip-Over Info...page 5

Drawstrings...page 5

Car Seat WAIVER...page 6

Crib WAIVER...page 7

TOP 10 SAFETY ALERTS

See the following pages for details.



SAFETY Matters

JBF SAFETY STANDARDS



See
Waivers
on
Next Pages



CAR SEATS: WAIVER REQUIRED

All Car Seats must be checked for recalls before selling at JBF.

A completed **Car Seat Waiver is required** for all car seats, booster seats, and bases.

CRIBS: WAIVER REQUIRED

All Cribs made before **June 28, 2011** are no longer considered safe for infants.

For cribs manufactured on or after this date: a completed **Crib Waiver is Required.**



INFANT SLEEP PRODUCTS



JBF accepts cribs, bassinets, cradles, bedside sleepers, and play yards that meet current Safety Standards set by the Consumer Product Safety Commission and JBF quality/condition standards.

For all other items marketed or intended to provide a sleeping accommodation for an infant up to 5 months of age, the product must have a stand, meet stability requirements, and have a side height of at least 7.5 inches.

All other infant sleep products are not accepted for resale at JBF.

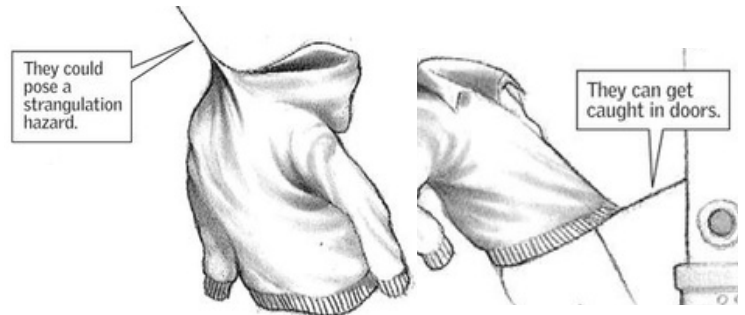
HELP STOP TIP OVERS



All furniture over 27-inches will be sold with safety straps to anchor furniture to the wall safely.

We will provide safety straps for your items when you drop it off at the JBF sale.

DRAWSTRING SAFETY



Upper Outerwear WAIST Drawstrings should be 3-inches or shorter and sewn to garment at mid-point so string cannot be pulled to one side.

Upper Outerwear NECK Drawstrings should be removed completely.

JBF Consignor Car Seat Waiver (Please use One per Car Seat)

Car Seat Brand & Model: _____ Model# or Serial # _____

Date on Car Seat: _____ OR Expiration Date: _____

Thank you for your commitment to safety!

Car Seat Safety Checklist Questions	Circle answer and follow instructions.	
1. Are you the original owner of the seat?	Yes – Continue	No – Destroy Car Seat
2. Does the seat have a label with the date of manufacture and the model name/number?	Yes – Continue	No – Destroy Car Seat
3. Is the car seat expiration date one year or more from now?	Yes – Continue	No – Destroy Car Seat
4. Has the seat been recalled for a safety defect?	Yes – Continue to #4b	No – Continue to #5
4b. Has the defect been remedied?	Yes – Continue to #5	No – Destroy Car Seat or Remedy then Continue
5. Has the seat been involved in any vehicle crash (even a minor one)?	Yes – Destroy Car Seat	No – Continue
6. Are there any cracks, bends, or breaks in the plastic shell?	Yes – Destroy Car Seat	No – Continue
7. Is the metal frame rusted, bent or broken?	Yes – Destroy Car Seat	No – Continue
8. Do you have a copy of the manufacturer's instructions?	Yes – Include printed instructions with item, then Continue	No – Include website URL or QR Code to access instructions, then Continue
9. Does the seat have all of its parts including harness straps, harness clip, seat cover, tether, padding, shield and bolts?	Yes – Continue	No – Destroy Car Seat or Obtain replacements, then Continue
10. Are the harness straps worn or frayed and/or have the straps ever been washed in a washing machine?	Yes – Destroy Car Seat or Obtain replacements, then Continue	No – Continue
11. Have the car seat and/or straps been cleaned only per the manufacturer's instructions?	Yes – Continue	No – Destroy Car Seat or Contact Manufacturer to verify integrity has not been compromised, then Continue
12. Does the buckle or any other metal part show signs of rust?	Yes – Destroy Car Seat or Obtain replacements, then Continue	No – Continue
13. Is the car seat clean with no visible stains, holes, or tears?	Yes – Continue	No – Clean and repair or Destroy Car Seat
14. When buckled, does the mechanism lock securely and remain locked when in use?	Yes – Complete bottom portion to consign car seat	No – Destroy Car Seat or Obtain replacements then complete bottom portion to consign car seat

In order to sell a car seat please read, verify and sign the following:

I am the original owner of the car seat that I am selling through Just Between Friends Children's Consignment Sales Event and verify that it has never been in an automobile accident, has not been broken in anyway, has all of its parts, contains the identification label and is 1 year or more from expiration. I verify that the car seat has not been recalled to the best of my knowledge and if so, has been corrected to meet Motor Vehicle Safety standards. I verify that the car seat has all its harness straps, harness clip, seat cover, padding, shield and bolts and that the locking mechanism locks securely.

Date

Signature

Print Consignor Name

Consignor Number

Consignor Crib Checklist - One for each crib consigned

1	Was the crib manufactured on or after June 28, 2011?	<input type="checkbox"/> Yes – continue to 4	<input type="checkbox"/> No – continue
2	Was the crib manufactured between July 23, 2010 and June 28, 2011?	<input type="checkbox"/> Yes – continue to 2b	<input type="checkbox"/> No – continue to 3
2b	Do you have a certificate of compliance from the crib manufacturer or original crib retailer?	<input type="checkbox"/> Yes – attach a copy to this form and continue to 4	<input type="checkbox"/> No – obtain a certificate of compliance or DESTROY
3	Was the crib manufactured before July 23, 2010?	<input type="checkbox"/> Yes – DESTROY	<input type="checkbox"/> No – answer questions 1-2b and continue
4	Is the date of manufacture on the crib?	<input type="checkbox"/> Yes – continue	<input type="checkbox"/> No – DESTROY
5	Has the crib been recalled?	<input type="checkbox"/> Yes – continue to 5b	<input type="checkbox"/> No – continue to 6
5b	Has the crib had the manufacturer approved recall fix?	<input type="checkbox"/> Yes - continue	<input type="checkbox"/> No – acquire the fix or DESTROY
6	Do you have a copy of the manufacturer's instructions?	<input type="checkbox"/> Yes – continue	<input type="checkbox"/> No – obtain instructions
7	Does the crib have all of its original parts?	<input type="checkbox"/> Yes – continue	<input type="checkbox"/> No – obtain all parts or DESTROY
8	Do you know the history of the crib?	<input type="checkbox"/> Yes – USE CRIB!!	<input type="checkbox"/> No – DESTROY

Consignor Name _____ Cons. # _____

Date on Crib _____

Model # _____ Serial # _____

In order to sell a crib, please read and sign the following:

____ I am the owner of the crib that I am selling through Just Between Friends Children's Consignment Sales Event and verify that the crib was not manufactured prior to July 23, 2010. I have attached an original copy of the manufacturer or retailer's certificate of compliance if the crib was manufactured between July 23, 2010 and June 28, 2011. I verify that the original manufacture date is on the crib.

Signature _____

Date _____

SAFETY Matters

TOP 10 SAFETY ALERTS



1



Kidoozie Play Tent

The fabric playhouses and play tents fail to meet an industry flammability standard for these products, posing a risk of burn injuries to children. Contact for a full refund or replacement at Epoch Everlasting Play at 800-631-1272 from 8 a.m. to 5 p.m. ET Monday through Friday, email at productsafety@epocheverlastingplay.com

2



All Incline Sleepers

are no longer considered safe for babies to sleep in. Therefore, you may only sell items at JBF in which babies lie FLAT to sleep.

3



All Crib Bumpers

are no longer considered safe and cannot be sold at JBF.

4



Infantino Infant Carriers

Go Forward 4-in-1 Evolved Ergonomic, Flip Front2back, and Up Close Newborn infant carriers were recalled in February 2020 due to buckles which can break, posing a fall hazard.

Immediately stop using and visit www.infantino.com for replacement options.



5



B.O.B. Strollers

BOB jogging strollers manufactured between January 2009 and September 2015 were recalled for front wheel attachment issues. The replacement thru-bolts are also faulty (model number is S11393700). The bolt can fracture during use, allowing the front wheel of the stroller to detach, posing a risk to the child in the stroller and the adult pushing the stroller. There is no current remedy offered by the manufacturer that makes this item safe to sell at JBF.

6



Macleran Strollers

All Maclaren single and double umbrella strollers sold between 1999-2009 were recalled for potential finger amputation from hinge mechanism. Consumers should immediately stop using these recalled strollers and contact Maclaren USA to receive a free repair kit. Strollers with repair kit installed are safe to use at to sell at Just Between Friends.

7



Step2 Push Around Buggy

The yellow knob pin can become loose and allow the handle to separate from the buggy. Affected buggies have pins with yellow plastic knobs on the back of the buggy attaching the handle to the buggy.

Contact Step2 to request a repair kit. Buggies with repairs installed are safe to use and to sell at JBF.

If the handle of your buggy attaches with a bolt and screw, you have a new design and your buggy is not involved in this recall.



8



Baby Einstein Activity Jumper

The "sun" toy attachment on the activity jumper can rebound with force and injure the infant, posing an impact hazard.

Go to www.kidsii.com to request a free replacement part. Once this fix is installed, it is safe to use and to sell at JBF.

9



Strap dangling from recalled 4moms MamaRoo swing

MommaRoo swing and RockaRoo Rocker

Restraint straps can dangle below the seat posing a strangulation hazard. Register for a free strap fastener that will prevent the straps from extending under the swing when not in use at 4moms toll-free at 877-870-7390 from 8 a.m. to 5 p.m. ET Monday through Friday, by email at safetyandrecall@4moms.com

10



Chicco Polly High Chairs

This recall involves a range of Chicco Polly highchairs with pegs on the back legs intended for tray storage manufactured prior to October 13, 2010 and sold from 2005 through July 2012.

Contact Chicco to request a free peg cover kit. Once this fix is installed, it is safe to use and to sell at JBF.